

AUTOVEND SELF-SERVE SOFT SERVE / YOGURT MACHINE



Quick-serve soft serve or frozen yogurt machine that dispenses a customizable frozen treat within 30 seconds



SIMPLE TO IMPLEMENT AND OPERATE

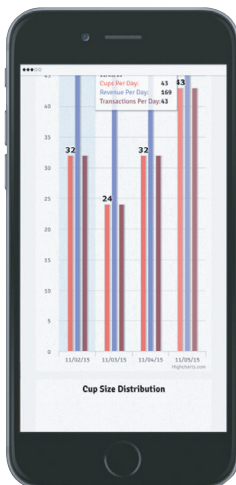
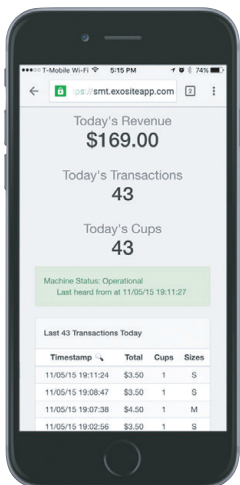
- Menu selections include portion size (small, medium or large), one of two flavors to dispense individually or combined as a twist, along with up to four toppings
- Frozen treat is dispensed with a spoon
- Payment options include cash, credit or debit, and Near Field Compliant (Apple Pay)
- Plug-and-play ready, the operator control system features programmable menu options displayed on bright and colorful, easy to navigate digital screens

EASY TO SERVICE

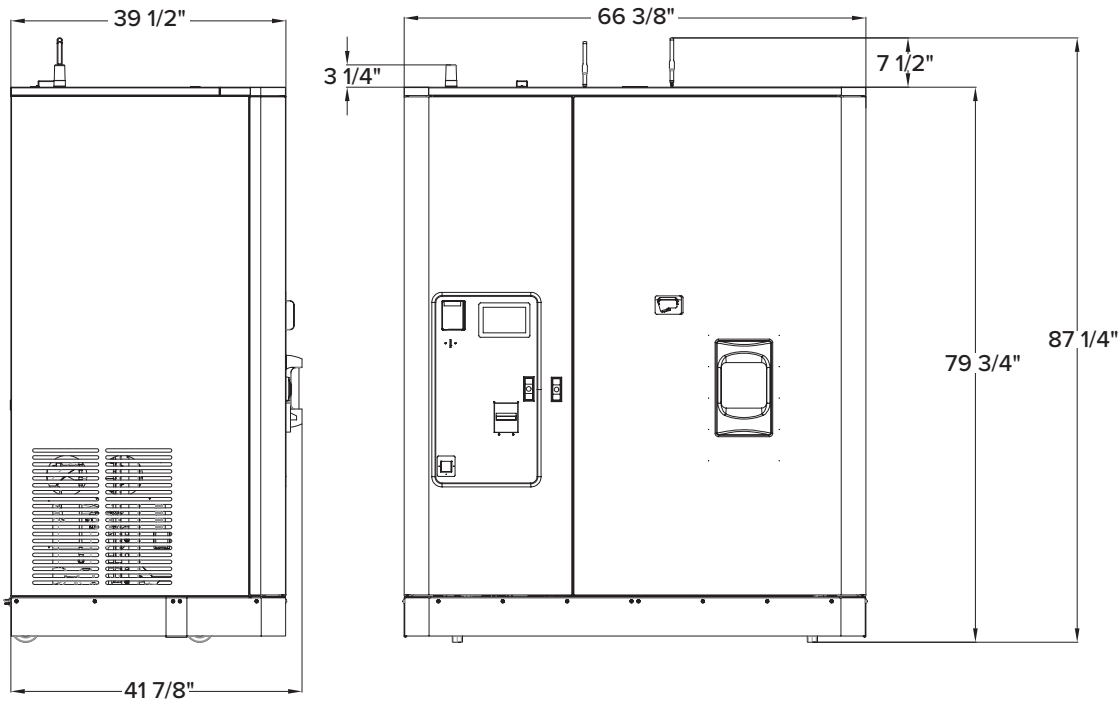
- Service alerts are sent via text message to the operator
- Maintenance and cash box doors are accessed with different keys for security

DASHBOARD REPORTING

- Robust reporting interface dashboard capable of connecting and monitoring the machine through Wi-Fi or cellular 3G/4G at any time
- Customizable reporting interface features real-time product inventory management including amount of product sold, trends, and historical data versus real-time information, along with monitoring product temperatures and maintenance frequencies
- Stay up to speed on sales with a robust dashboard reporting interface
- Service Management – Instant email notification of a problem detection
Automated technician dispatch through service channel
- Customizable Dashboard – Customize the different performance parameters to monitor equipment anytime, 24/7. Create alarms that are specific to your business needs
- Product Quality – Maximize product quality by using product specific control parameters



AUTOVEND SELF-SERVE
SOFT SERVE / YOGURT MACHINE



Model AUTOVEND		
Dimensions	Machine	as shipped
width	66-3/8" (168,6 cm)	77" (195,6 cm)
height	87-1/4" (221,6 cm)	92" (233,7 cm)
depth	41-7/8" (106,4 cm)	48" (121,9 cm)
Weight	1300 lbs (589,6 kg)	2100 lbs (952,5 kg)
Electrical *	1 Phase, 208-240 VAC, 60Hz	
connection type	NEMA L6-30P power cord provided	
convenience outlet	1 Phase, 115 VAC, 60Hz	
outlet connection type	NEMA 5-15P	
Compressor	12,000 Btu/hr (R-404A)	
Drive Motor	Two - 3/4 hp	
Air Flow	Air cooled units require 6" (15,2 cm) air space on both sides	
Hopper Volume	Two - 3 gallon (11,35 liters)	
Freezing Cylinder Volume	Two - 0.85 gallon (3,22 liters)	
Topping Bin	Four - 9 quart (8,6 liters)	

RECOMMENDED PRODUCTS TO USE FOR OPTIMUM MACHINE OPERATION

SPOONS – SmartStock SSS51

CUPS – International Paper DFR-8 (8 ounce cups) for the general market machines

Continuous research leads to ongoing product improvements; therefore, these specifications are subject to change without notice and should not be used as installation specifications.

**Machine requires a dedicated electrical circuit.*



800-319-9549

stoeltingfoodservice.com

Stoelting Foodservice Equipment • 502 Highway 67 • Kiel, WI 53042-1600
Customer Service: (920) 894-2293 • (800) 558-5807 | E-Mail: foodservice@stoelting.com

©2020 Stoelting, A Vollrath Company | An ISO 9001 Certified Company • Made in USA

Rev. 11/23/20